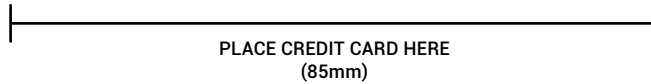


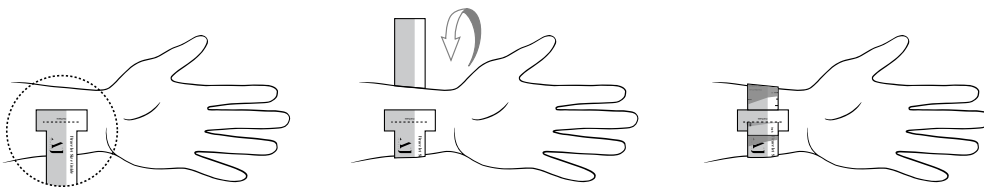
Bracelet Size Guide

To find your bracelet size, the best way is to measure your wrist. You can use a regular ruler or you can use our AJ Jewels ruler. Please print the conversion chart page making on a A4 size and scaled to 100%. To confirm that the Bracelet Size Guide has been printed properly, place a credit card on the line below and it should be the same size.



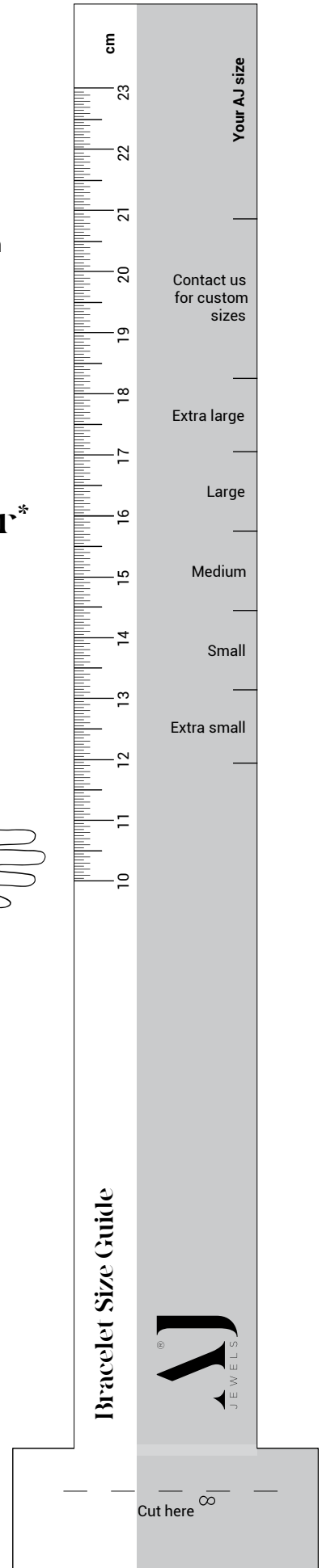
To Find Your Bracelet Size Using Our Ruler*

1. Carefully cut along the outline of the printable ruler
2. Make a small slit on the line on the left end of the sizer.
4. Wrap the sizer around your wrist with the numbers facing outwards. Pull the pointed end through the slit and pull until the sizer corresponds to the desired circumference of your bracelet.



Length (cm)	Length (in)
14	5.51
15	5.91
16	6.30
17	6.69
18	7.09
19	7.48
20	7.87
21	8.27
22	8.66

5. Read your measurement on the sizer and compare it to the our bracelet size chart.



* This is for reference only. AJ Jewels cannot be held responsible for any errors that occur as a result of measuring your wrist.